



Monterey Regional Waste Management District

Turning Waste Into Resources

Since 1951

Financial & Operations Review

July 2021

Board of Directors

August 20, 2021

Financial Review – July 2021

July 2021 Revenue ('000)

	Jul 2021	Budget	B/(W) Mon	Jul 2020	B/(W) LY
Tip Fees	\$2,467	\$2,278	\$189	\$2,595	(\$128)
Other Revenue	1,549	1,005	544	825	724
* Total Revenues *	\$4,016	\$3,283	\$733	\$3,420	\$596

- July tip fee revenue is \$2.5 million and is 8.3% over budget and is \$128K or 4.9% lower than July of 2020. The decrease from July 2020 is due to lower contract tip fee revenue.
- Permit tonnage received in July is 55.8K tons which is the highest month in calendar 2021.
- Other revenue in July is \$1.5 million and is \$544K over budget and \$724K higher than July 2020. MRF product revenue is \$633K in July. CRV rebates in July are \$306K.
- July total revenue is \$4.0 million and is \$733K million or 22.3% over budget. July 2021 revenue is \$596K or 17.4% higher than July 2020.

Financial Review – July 2021

Operating Expense & Net Income ('000)

	Jul 2021	Budget	B/(W) Mon	Jul 2020	B/(W) LY
Employment Exp	\$1,339	\$1,285	(\$54)	\$1,455	\$116
Other Operating Exp	1,364	1,561	(196)	1,035	(328)
Non-op Rev (Exp)	(43)	(127)	83	(50)	7
Net Income	\$1,270	\$310	\$1,066	\$880	\$815

July Expense

- Employment expense is \$1.3 million and is \$54K or 4.2% over budget for the month. The wages component of employment expense is \$88K over budget primarily due to increases in time off accruals.
- Office expense costs are \$49K and are \$25K over budget. July expense includes IT related costs of \$38K pertaining to website design and ongoing retainer costs.
- Recycling services are \$151K and are \$24K or 19.0% over budget. July expense is higher than budget due to higher organics processing costs.
- Total operating costs are \$2.7 million and are \$143K or 5.0% below budget for the month.
- Net income for the month is \$1.3 million versus budgeted income of \$311K.

Financial Review – July 2021

Cash Position

<u>Change in Cash Position</u>	<u>Jul 1, 2021</u>	<u>July 30, 2021</u>	<u>Change</u>
Cash in Bank	\$ 9,819,308	\$ 9,622,368	\$ (112,221)
Investments	<u>22,081,488</u>	<u>22,099,517</u>	<u>(66,690)</u>
Total	<u>\$31,900,796</u>	<u>\$31,721,885</u>	<u>\$ (178,911)</u>

Sources of Cash

Cash consumed from operations \$178,910

Fiscal 2022 Capital Spending Summary

Facilities	\$ 0
Equipment	166,107
Module Development	<u>6,971</u>
Total	<u>\$ 173,078</u>

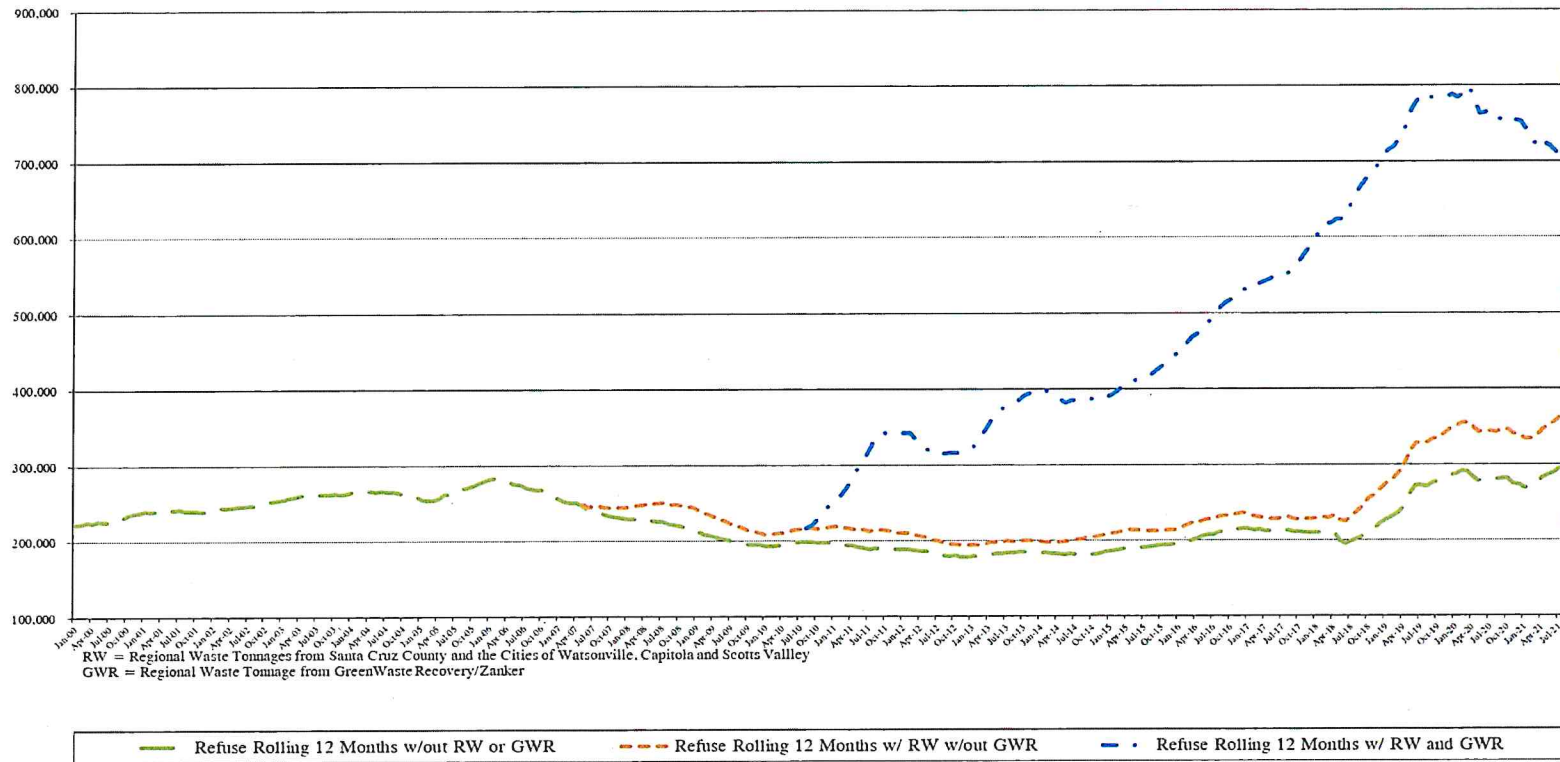
Financial Review – July 2021

Summary of Landfill & MRF Tonnage Activity

MRF Tonnage				SITE Tonnage			
	Jul 2021	Jul 2020	Diff from F21		Jul 2021	Jul 2020	Diff from F21
MRF - Accepted Materials				Site Accepted Materials			
MRF C&D Accepted	4,121.35	3,814.47	306.88	Refuse - Landfill	11,735.85	11,817.97	(82.12)
MRF SSR Accepted	5,442.84	5,698.05	(255.21)	Refuse - Landfill - Regional Waste	29,819.68	40,517.86	(10,698.18)
Total MRF Accepted Materials	9,564.19	9,512.52	51.67	All Other Site Accepted Material	32,028.24	32,567.90	(539.66)
				Total Site Accepted Material	73,583.77	84,903.73	(11,319.96)
MRF - Diverted Materials				Site Diverted Materials			
C&D Metal	523.67	476.66	47.00	Landfilled	47,707.45	59,238.33	(11,530.89)
Mattresses	25.37	45.64	(20.27)	% Diverted = All Tonnage less Reg Waste	59.1%	57.8%	
Asphalt/Concrete	112.91	150.14	(37.23)				
Unders from Sort Line	1,287.30	1,067.10	220.20	Diversion Percentages			
Last Chance Material	-	-	-	One Month			
Roofing Materials	-	260.87	(260.87)	C&D Diversion	68.9%	73.2%	
Tires Hauled	12.89	19.20	(6.31)	Single Stream Recycling Diversion	69.5%	64.1%	
Sheetrock	149.73	249.37	(99.64)				
Total C&D Diverted	2,838.42	2,791.92	46.49	12 Month Average			
				C&D Diversion	68.9%	67.2%	
SSR Mixed Plastic	17.85	38.44	(20.59)	Single Stream Recycling Diversion	69.5%	64.3%	
OCC/Cardboard	1,741.40	1,559.43	181.97	Diversion - Entire MRF	69.2%	65.5%	
Mixed Glass	782.44	696.08	86.36				
PET	66.11	62.93	3.18				
Aluminum UBC	21.48	-	21.48				
Poly Prop #5	21.89	19.54	2.35				
HDPE - Color	42.55	37.78	4.77				
HDPE - Natural	39.90	20.16	19.74				
Mixed Paper	820.94	826.87	(5.93)				
Tin Lined Steel Cans	41.64	46.49	(4.85)				
Shredded Paper	20.70	-	20.70				
Thermoform	20.68	-	20.68				
Clear Film/Hoop House Plastics	146.65	-	146.65				
Total Single Stream Recycling Diverted	3,784.23	3,307.72	476.51				
Total MRF Diverted Materials	6,622.65	6,099.64	523.01				

Financial Review – July 2021

**MRWMD
Landfill Rolling 12 Month Refuse**

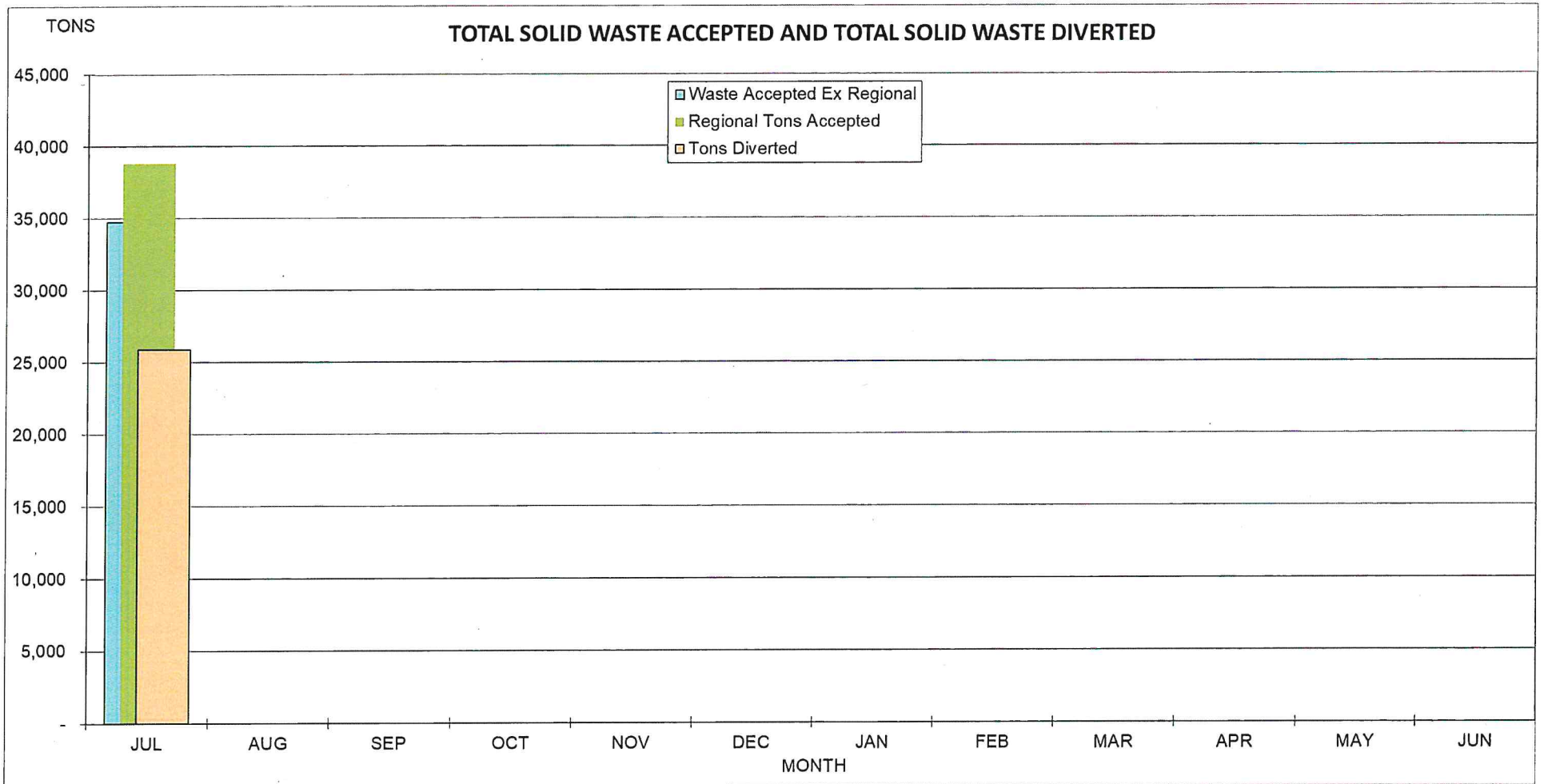


Financial Review – July 2021

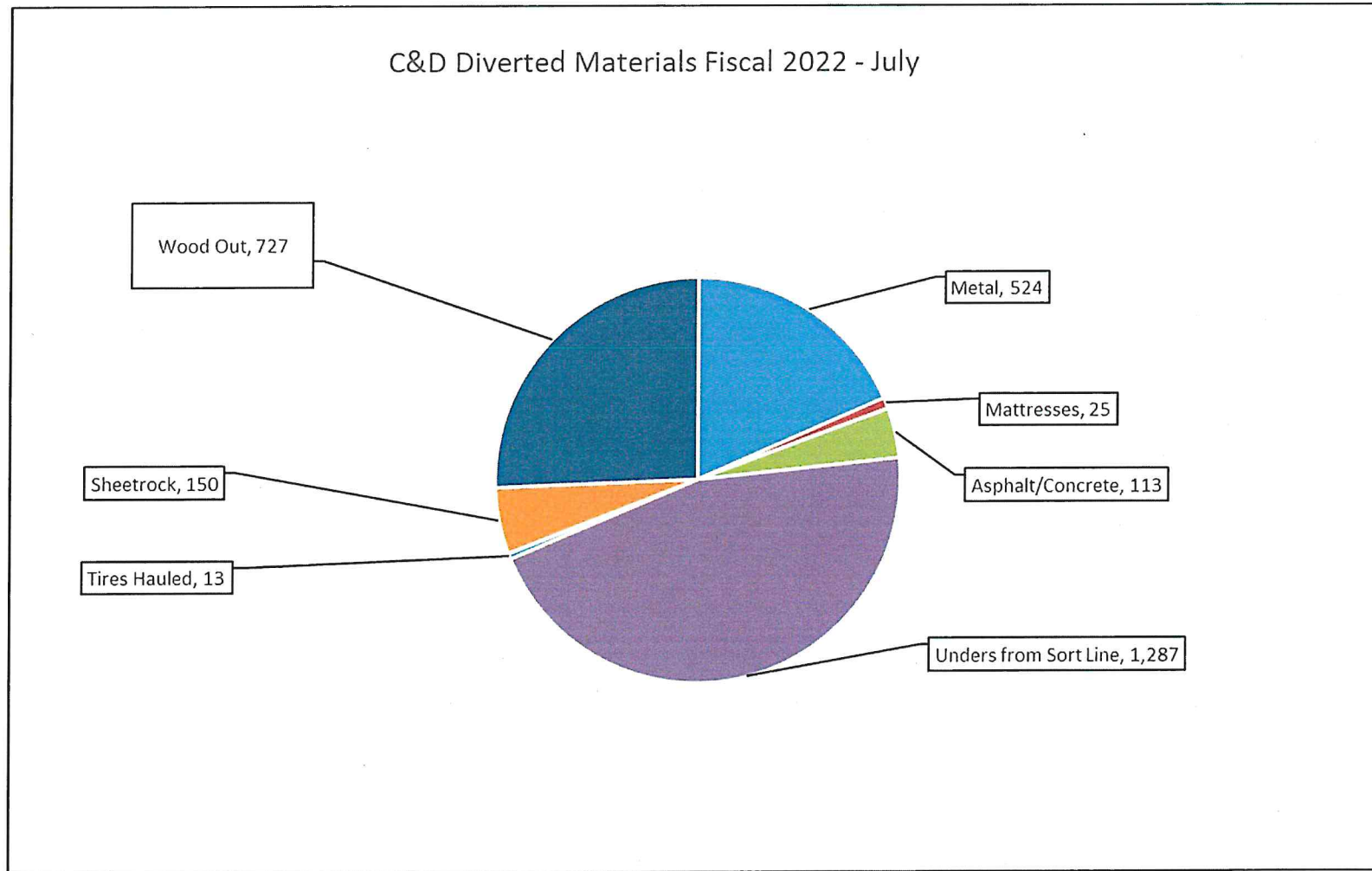
SITE OPERATING REPORT (IN TONS) FOR FISCAL YEAR 2021-2022 Through the Month Ended July 31, 2021

PERIOD	Franchise Haulers		Commercial and Industrial Chgs		Cash Customers		Waste Accepted Ex Regional		Regional Waste		Diverted Materials		Total Landfilled	
	20-21	21-22	20-21	21-22	20-21	21-22	20-21	21-22	20-21	21-22	20-21	21-22	20-21	21-22
<i>FOR THE MONTH OF:</i>														
JULY	17,059	16,239	10,677	8,285	10,714	10,225	38,451	34,748	46,453	38,835	(25,665)	(25,876)	59,238	47,707
AUGUST	15,229	-	13,809	-	11,130	-	40,168	0	38,387	-	(26,487)	0	52,068	0.00
SEPTEMBER	15,961	-	13,609	-	11,195	-	40,764	0	42,998	-	(24,130)	0	59,632	0.00
OCTOBER	16,015	-	10,319	-	11,976	-	38,310	0	42,097	-	(22,369)	0	58,037	0.00
NOVEMBER	15,059	-	8,252	-	8,226	-	31,537	0	39,996	-	(20,291)	0	51,242	0.00
DECEMBER	15,183	-	7,214	-	7,175	-	29,572	0	46,273	-	(20,053)	0	55,792	0.00
JANUARY	13,852	-	10,095	-	7,541	-	31,488	0	35,051	-	(22,858)	0	43,681	0.00
FEBRUARY	14,019	-	8,564	-	7,728	-	30,311	0	33,708	-	(21,401)	0	42,618	0.00
MARCH	15,635	-	8,980	-	8,660	-	33,275	0	36,818	-	(23,979)	0	46,114	0.00
APRIL	15,361	-	11,353	-	9,822	-	36,536	0	36,472	-	(25,599)	0	47,409	0.00
MAY	14,882	-	8,199	-	7,847	-	30,928	0	31,209	-	(20,326)	0	41,811	0.00
JUNE	16,507	-	9,455	-	9,264	-	35,226	0	35,058	-	(22,351)	0	47,933	0.00
YEAR-TO-DATE TOTALS:	184,761	16,239	120,526	8,285	111,277	10,225	416,565	34,748	464,520	38,835	(275,510)	(25,876)	605,576	47,707
FULL YEAR TOTALS:	184,761	16,239	120,526	8,285	111,277	10,225	416,565	34,748	464,520	38,835	(275,510)	(25,876)	605,576	47,707

Financial Review – July 2021



Financial Review – July 2021



Financial Review – July 2021

